

Volume 5

METRO
Sponge
SUPERsoft
Weatherstrip
Feel The Difference

- **Universal Style**
- **High Quality**
- **Custom Fit**

**Rubber Seals,
Extrusions &
Universal Parts**



METRO
1918
SINCE

Extrusions



"For 90 years, Metro Moulded Parts, Inc. has made rubber parts for the automotive and restoration industries. Often these parts are installed on automobiles valued at over \$1,000,000. Restoration parts must be as precise as possible to meet the exacting criteria of demanding enthusiasts.

Metro Moulded Parts, Inc. manufactures thousands of door and trunk weather seals for almost any car you can name. We use hundreds of different types and profiles of extrusion. These high quality EPDM[†] extrusions are now available to you for use in various applications including non-automotive.

Top quality, fast delivery and fair prices from a company who knows what it takes to earn your business every day. Give us a call and see what we mean."

Menu of Services

- ❖ VULCANIZING
- ❖ ADHESIVE TAPE APPLICATION
- ❖ SPECIAL PACKAGING
- ❖ FRICTION REDUCTION COATING
- ❖ CUSTOM SEALING DESIGN
- ❖ COLD BONDING
- ❖ CUT-TO-LENGTH
- ❖ ELECTROSTATIC FLOCKING
- ❖ CUSTOM EXTRUSION DESIGN

For more information about Metro Moulded Parts, Inc.'s full product line and services available, visit us online at –

www.metrommp.com

or

toll-free: 800-878-2237

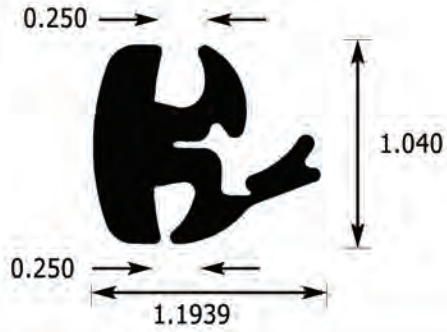
direct: 763-757-0310

toll-free fax: 877-399-2562

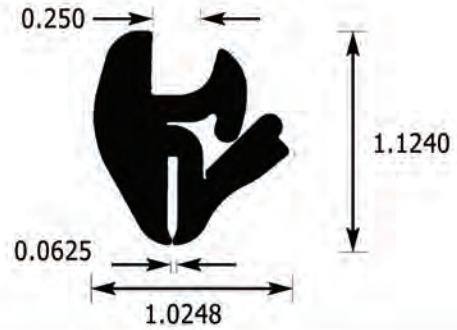


[†] **EPDM** = Ethylene Propylene Diene Monomer.

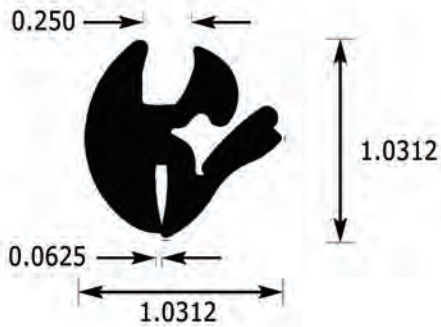
LP 99-A 50



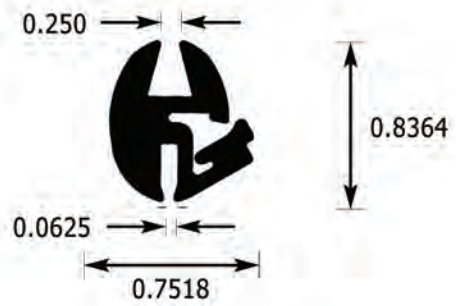
LP 101-A 50



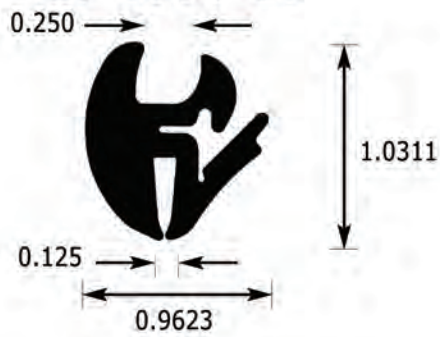
LP 101-B 50



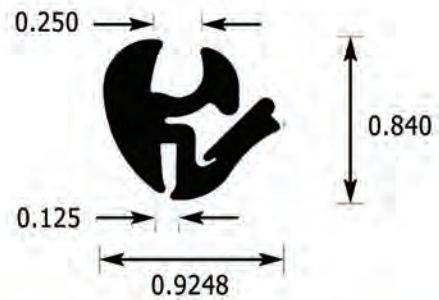
LP 101-D 50



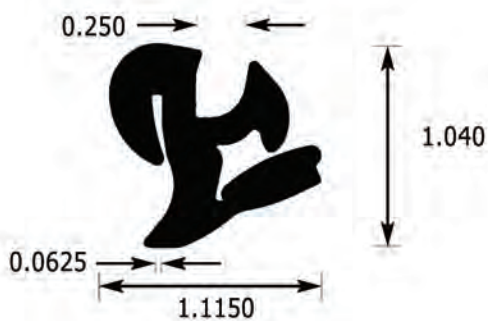
LP 101-F 50



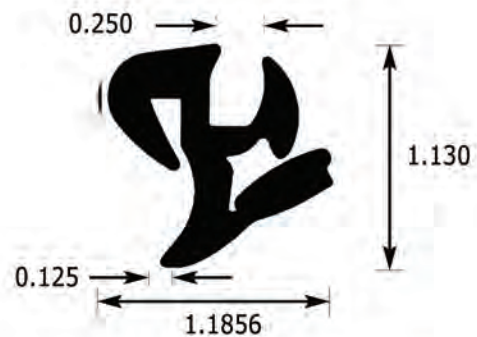
LP 101-G 50



LP 101-O 50



LP 101-P 50



TS 2

TS 2-12 (12')
TS 2-25 (25')



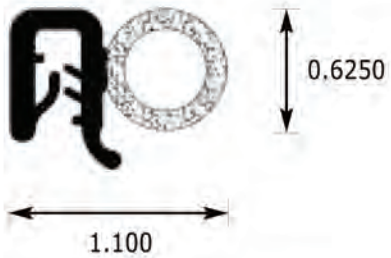
TS 2-C

0.760

TS 2-C/25 (25')



TS 2-F



TS 3

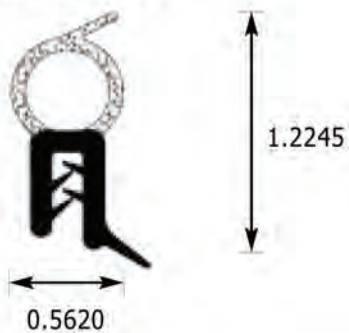
1.1250

TS 3-12 (12')
TS 3-25 (25')



TS 3-C

TS 3-C/16 (16')
TS 3-C/20 (20')



TS 3-E

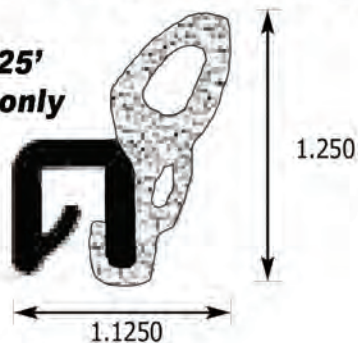
1.5740

TS 3-E/25 (25')



TS 9-12 / TS 9-25

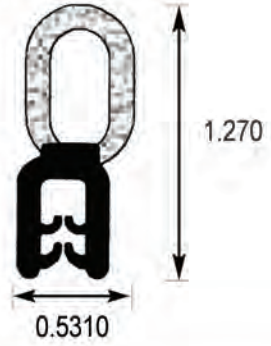
12' and 25'
lengths only



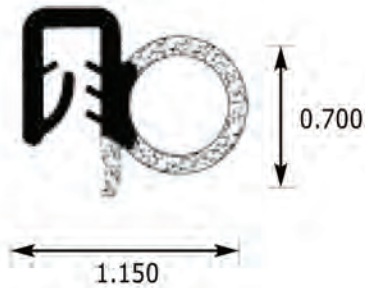
TS 10-12 / TS 10-25



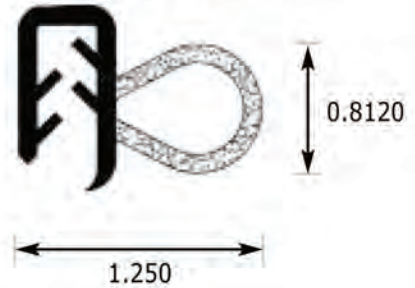
LP 1863



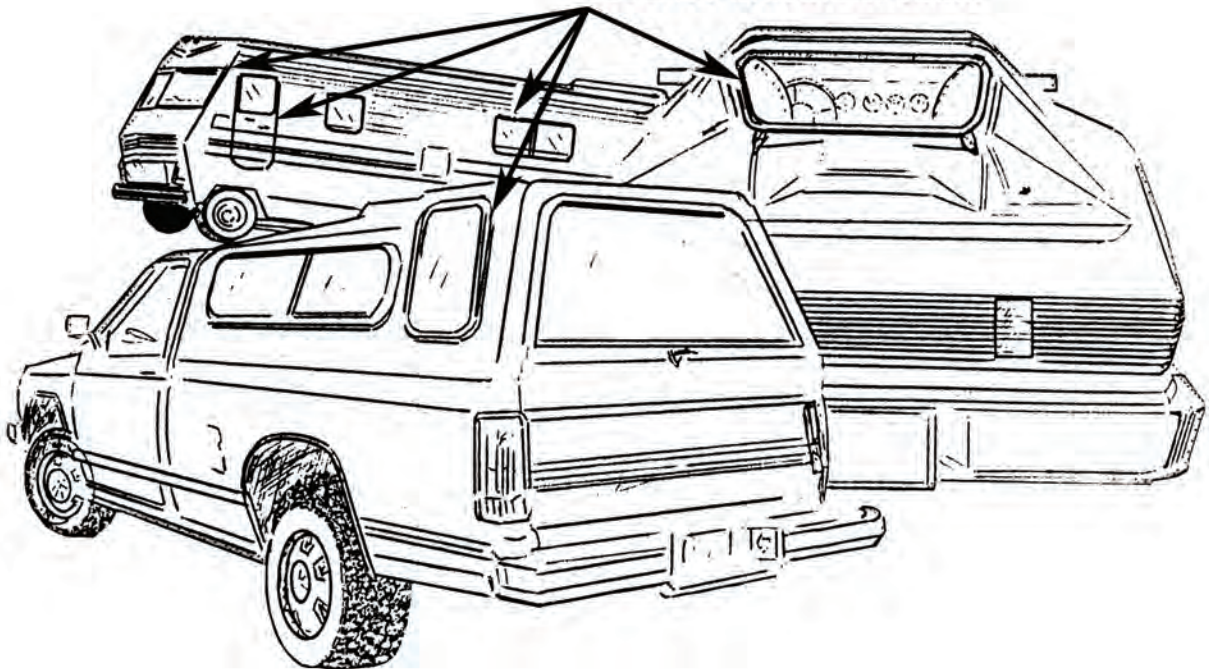
TS 100

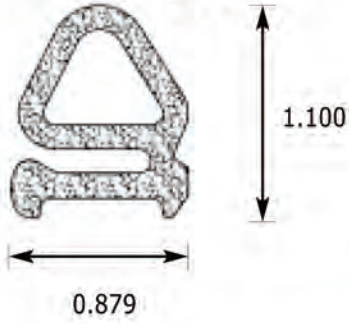
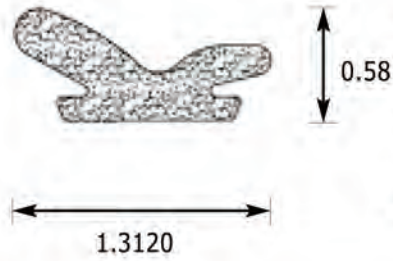
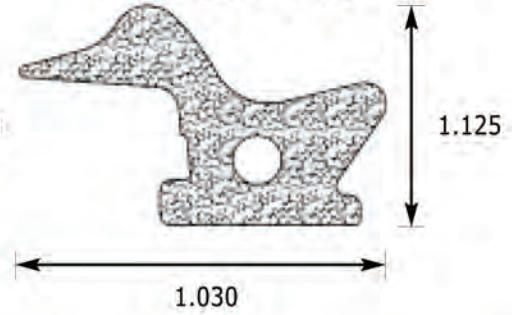
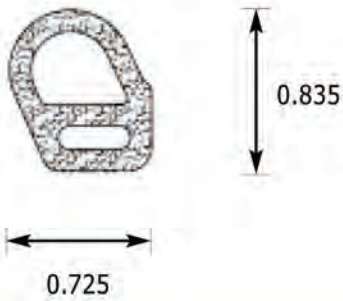
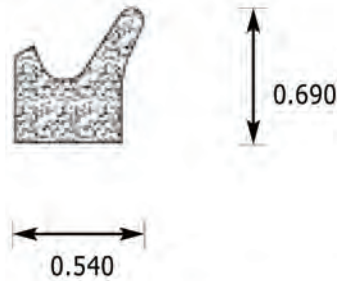
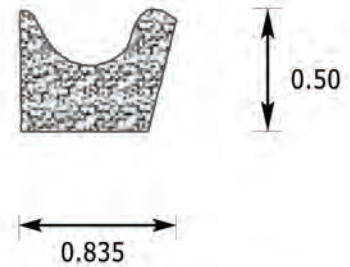
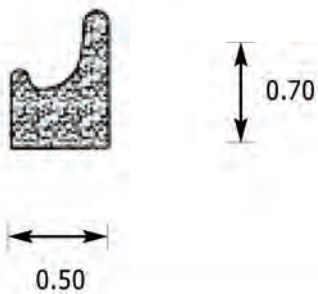
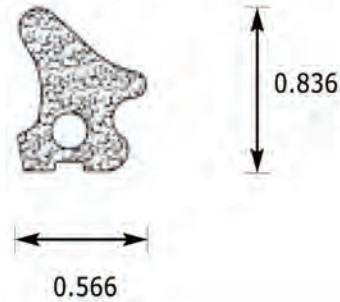
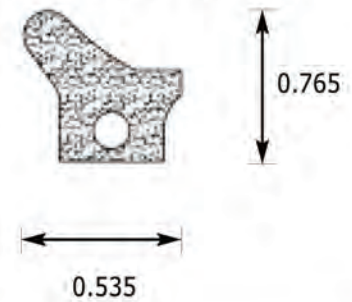
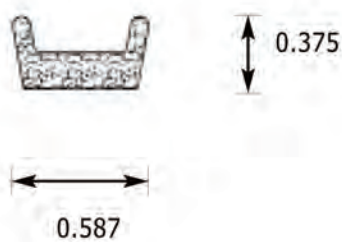


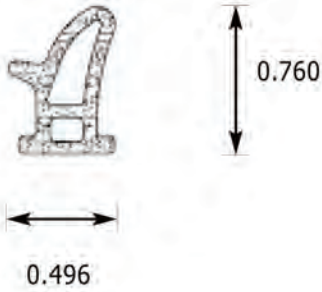
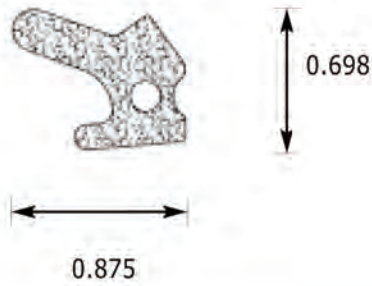
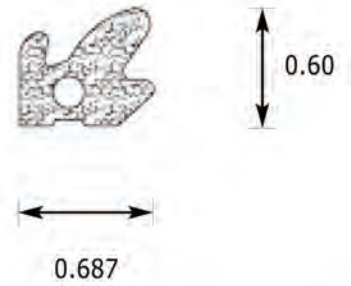
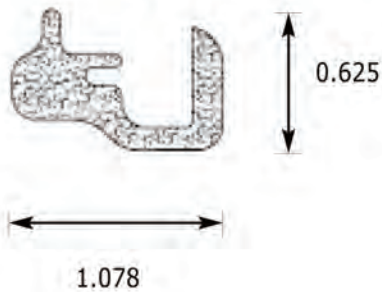
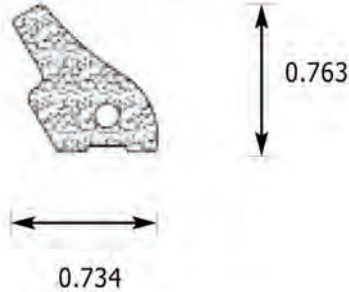
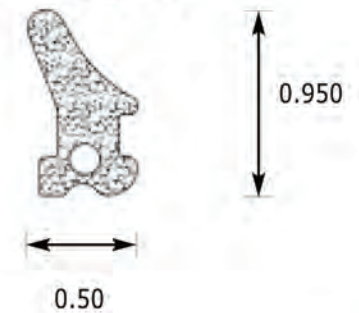
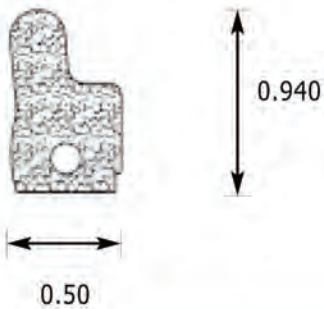
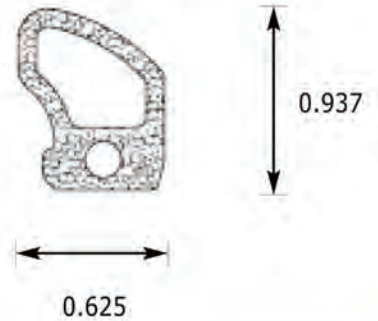
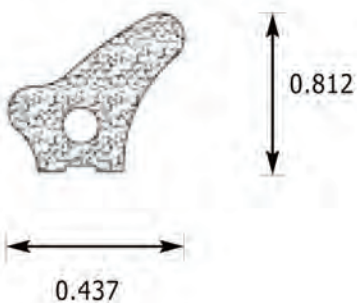
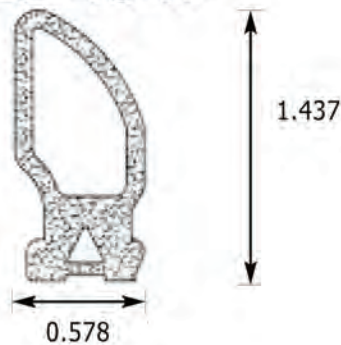
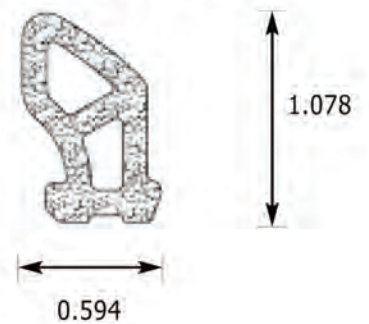
TS 101-T

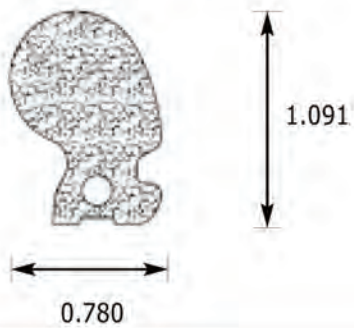
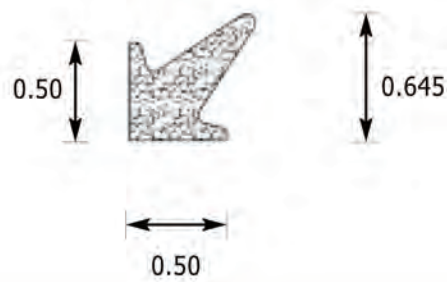
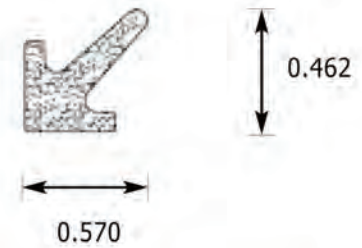
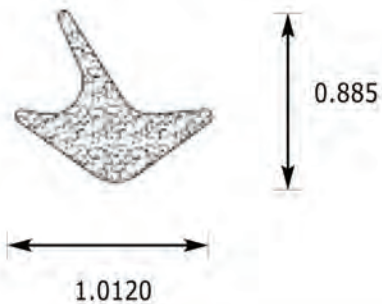
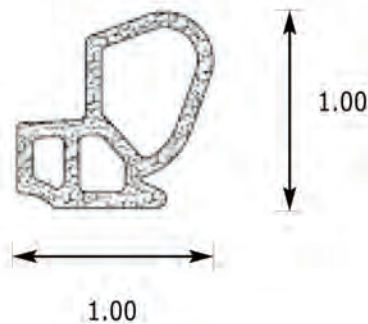
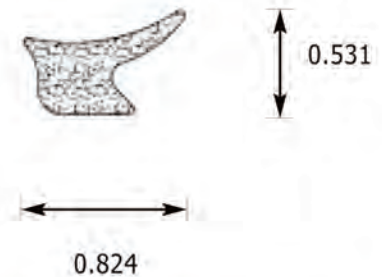
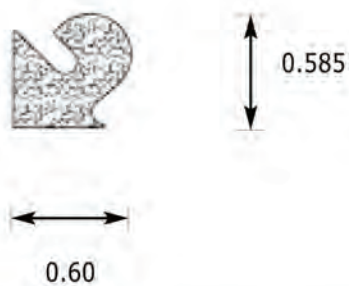
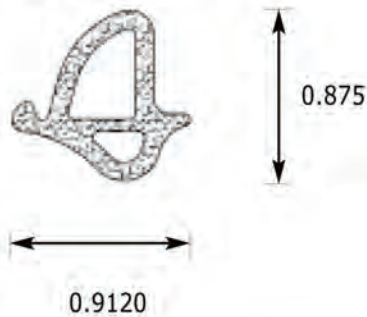
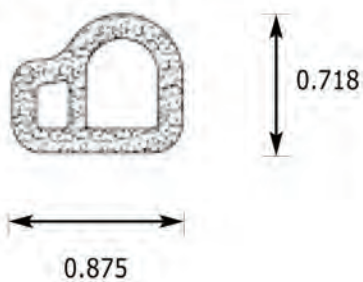
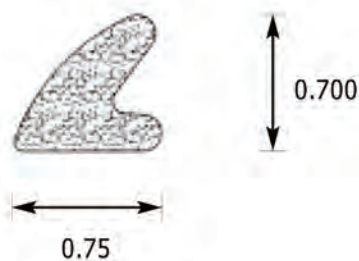
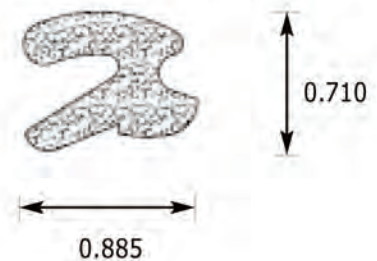


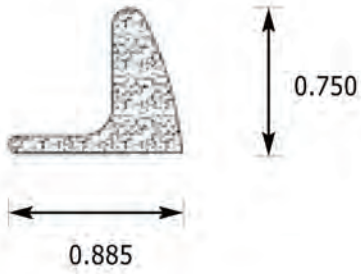
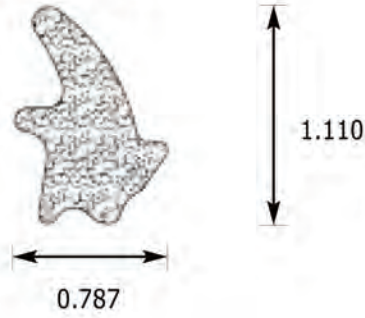
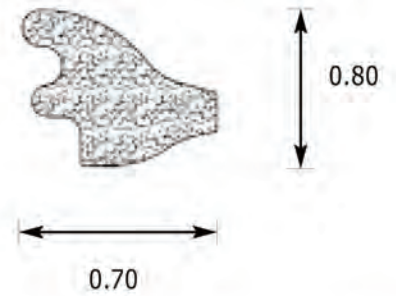
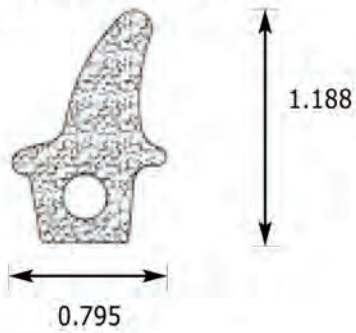
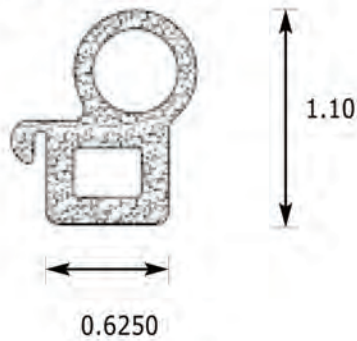
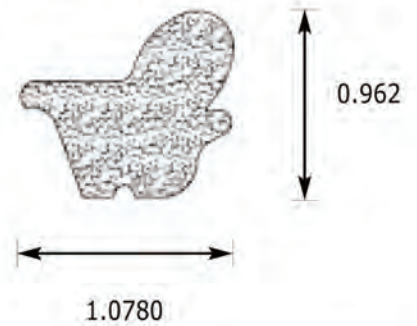
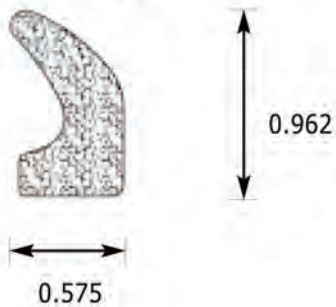
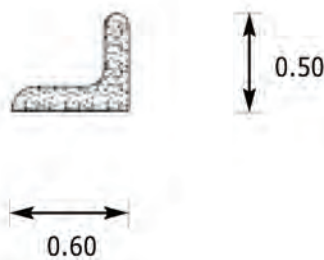
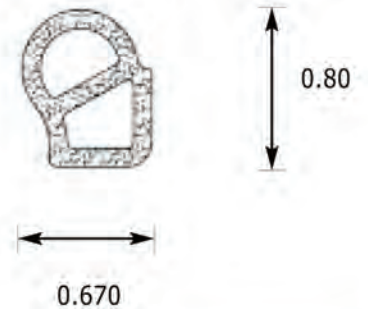
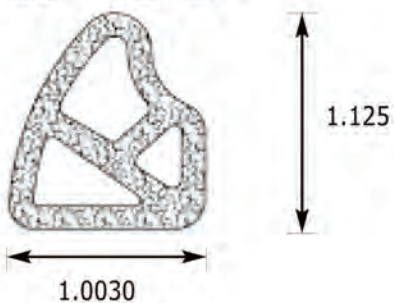
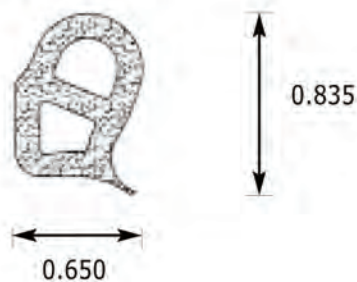
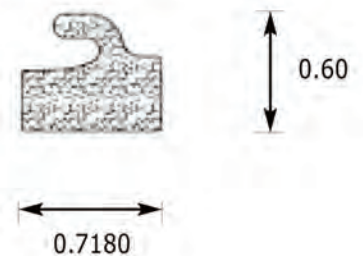
There are many potential uses for universal seals



LP 14-N/FT**LP 20****LP 21****LP 39-A****LP 40****LP 40-A****LP 40-B****LP 40-C****LP 40-D****LP 40-E**

LP 40-F**LP 40-G****LP 40-H****LP 40-I****LP 40-J****LP 40-K****LP 40-M****LP 40-N****LP 40-P****LP 40-Q****LP 40-R****LP 40-S**

LP 40-V**LP 41****LP 41-A****LP 41-C****LP 41-J****LP 41-M****LP 41-N****LP 41-O****LP 41-S****LP 41-T****LP 42****LP 43**

LP 45**LP 46****LP 46-C****LP 46-E****LP 46-T****LP 46-X****LP 47****LP 48****LP 48-A****LP 48-B****LP 48-J****LP 50-A**

LP 50-B

0.781



0.50

LP 50-C

0.812



0.8070

LP 51

0.920



0.8580

LP 51-A

0.750



0.8120

LP 51-C

0.7250



0.7370

LP 51-F

0.562



0.70

LP 52

0.587



0.970

LP 53

0.662



0.750

LP 53-B

0.625



0.8120

LP 53-C

0.864



0.730

LP 53-V

1.0780



0.9340

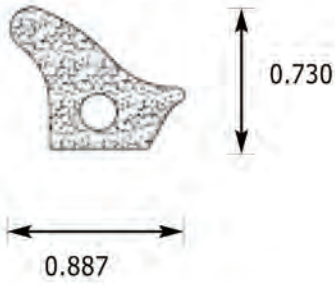
LP 54-A

0.250

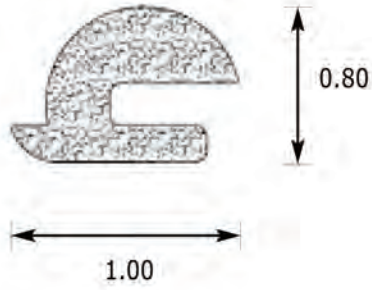


0.50

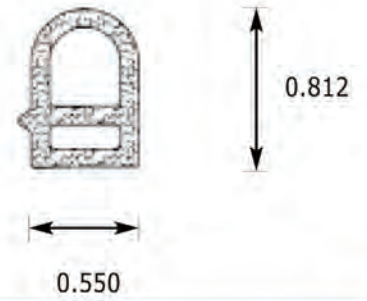
LP 55



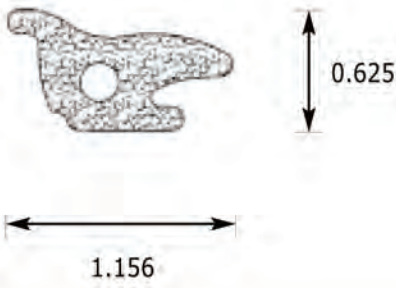
LP 56



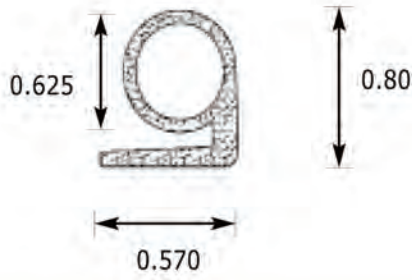
LP 56-B



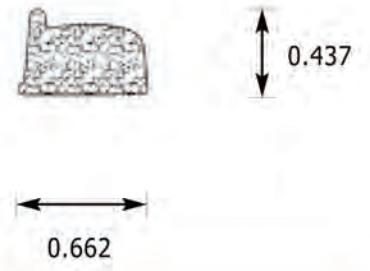
LP 57



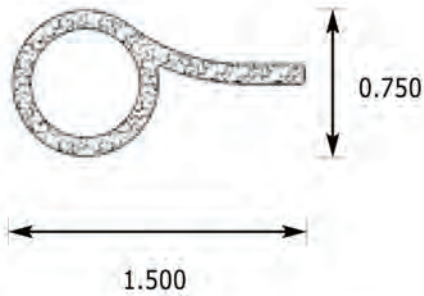
LP 57-P



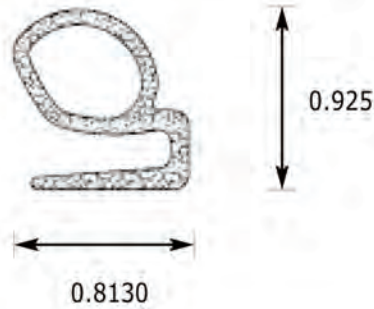
LP 58



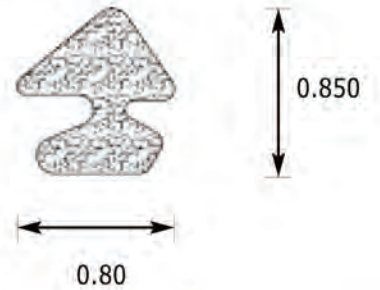
LP 59-D




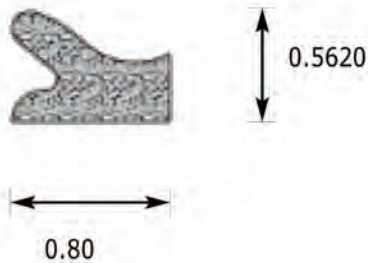
LP 59-E

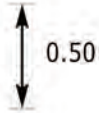


LP 64




LP 64-A

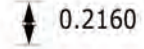


LP 80-A

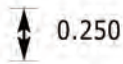
0.50

LP 80-B

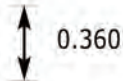
1.00

LP 80-C


0.3540

LP 80-D

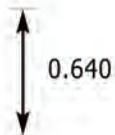
0.3750

LP 80-E


0.610

LP 80-F

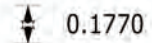
0.6250

LP 80-H

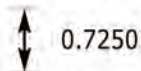
0.760

LP 80-I

0.8750

LP 80-J

0.3880

LP 80-K

0.7370



LP 80-L



0.380

0.50


LP 80-M



0.380

0.50

LP 80-N



0.750

0.750

LP 80-O



0.8750

1.3750

LP 80-P



0.5930

0.4890

LP 80-Q



0.920

0.430

LP 80-R



0.560

0.5590

LP 80-S



0.8120

0.550

LP 80-U



0.60

0.620

LP 80-V



0.50

0.50

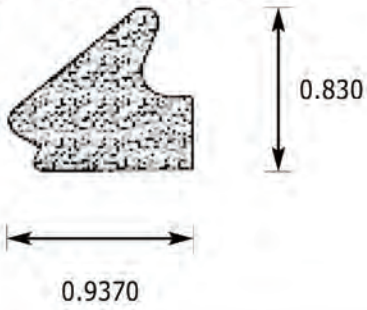
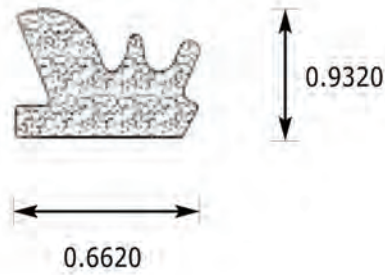
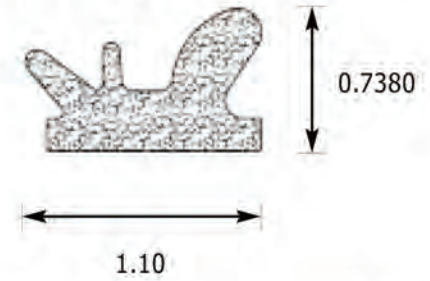
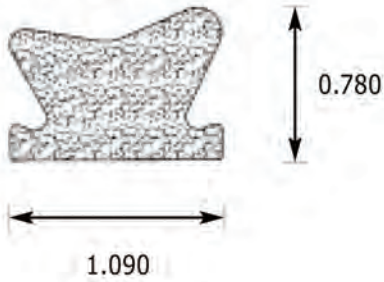
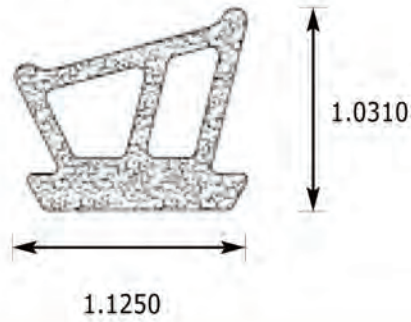
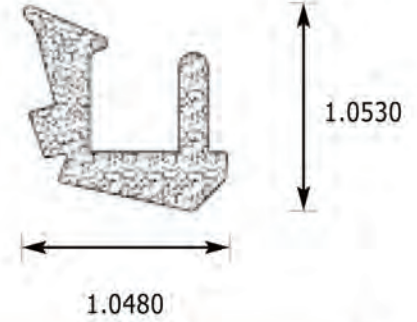
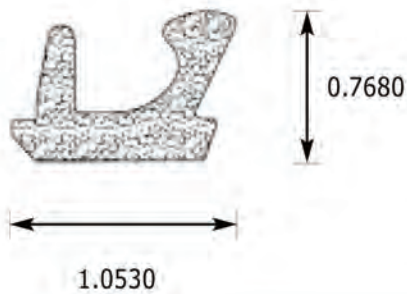
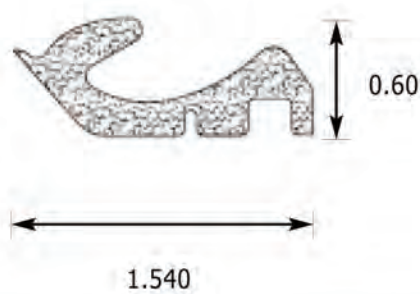
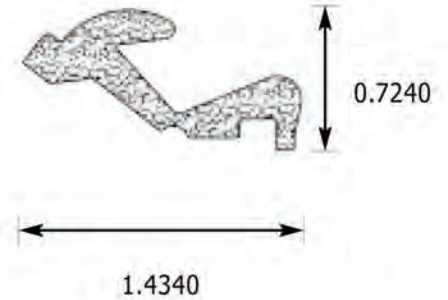
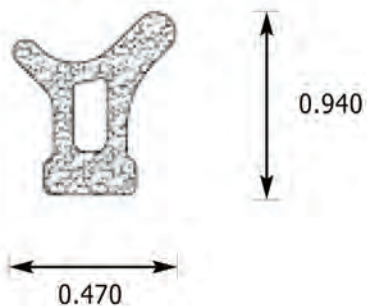
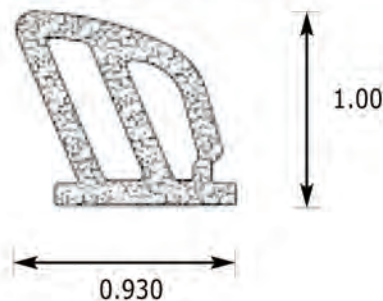
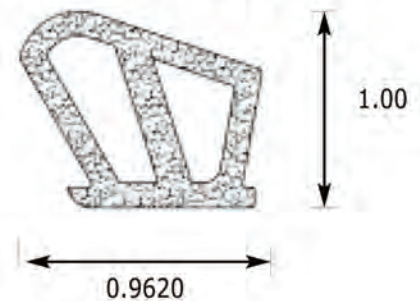
LP 80-W



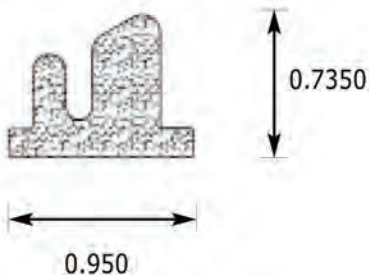
0.3750

0.6250

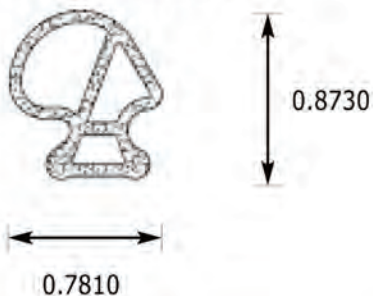


LP 110-A/FT**LP 110-EF****LP 110-IJ****LP 110-L****LP 110-LB****LP 110-MB****LP 110-MC****LP 110-MD****LP 110-ME****LP 110-MF****LP 110-MG****LP 110-MH**

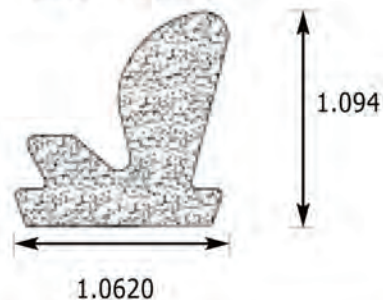
LP 110-W



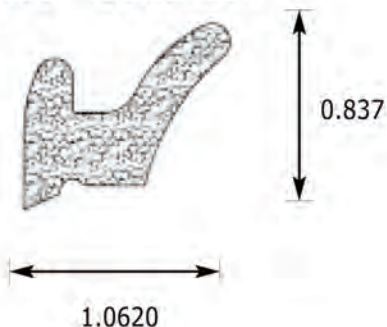
LP 112-K



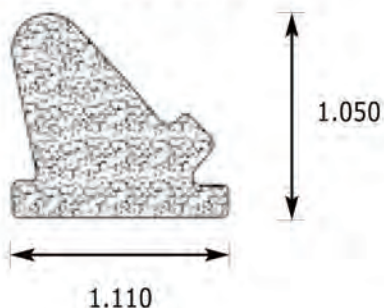
LP 120



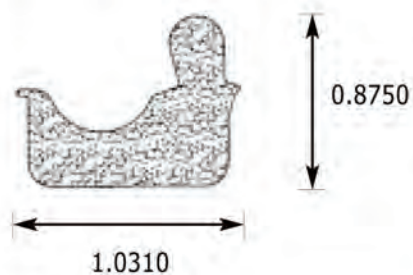
LP 120-B



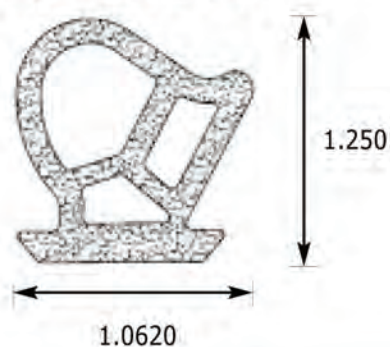
LP 120-C



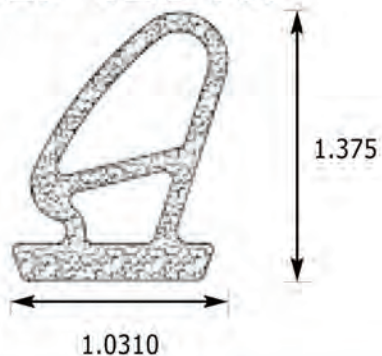
LP 120-D



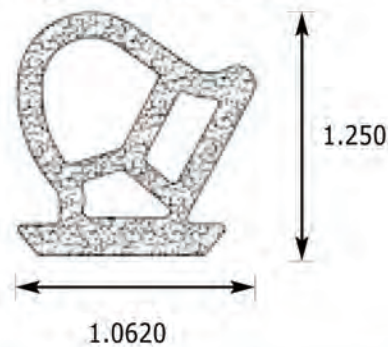
LP 120-E



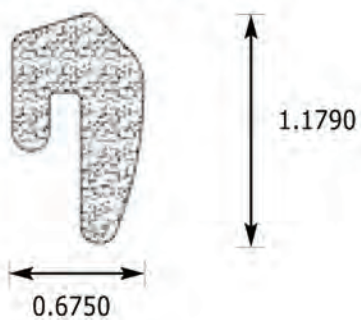
LP 120-FA




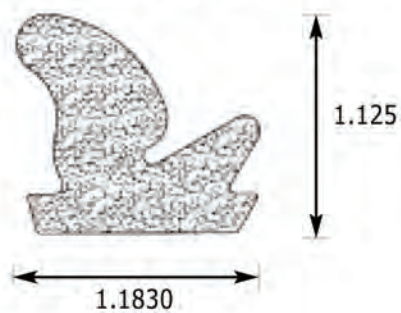
LP 120-FB



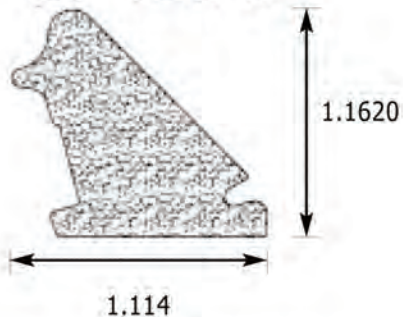
LP 120-G



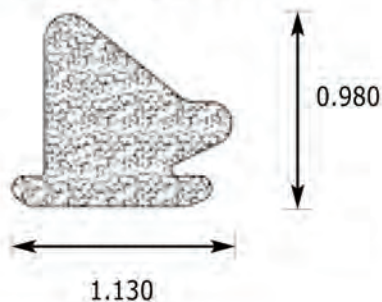
LP 120-I



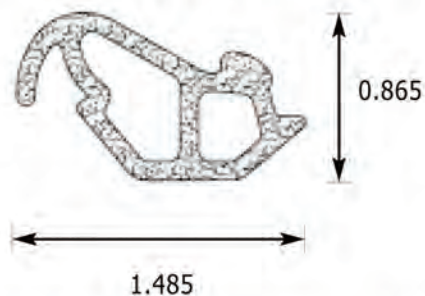
LP 120-J



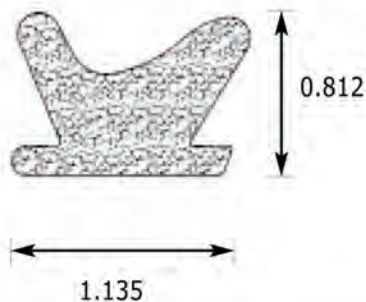
LP 120-K



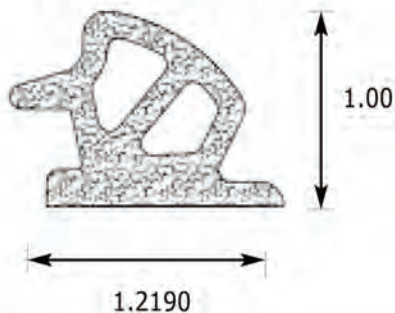
LP 120-L



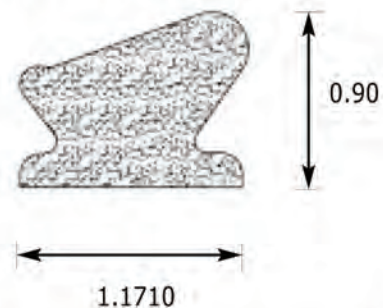
LP 120-M



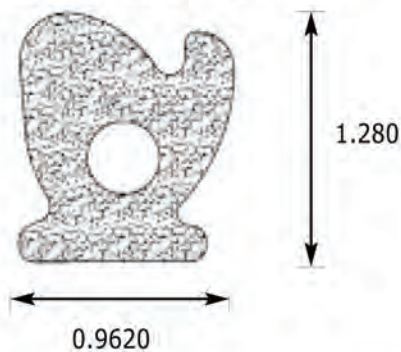
LP 120-N



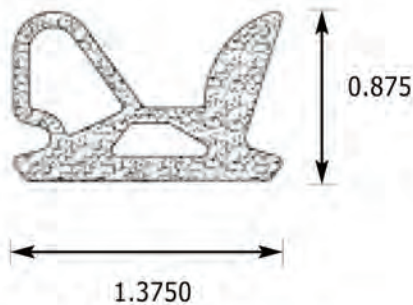
LP 120-O



LP 120-S



LP 120-Z



Sponge SUPERSOFT™



LP 50




Universal Channel Seal. Closed-cell, black sponge. Match end profile or test fit sample. Per foot.

LP 58-A



Universal Channel Seal. Closed-cell, black sponge. 3/4 in. wide x 1/2 in. thick. Per foot.

LP 58-B



Universal Channel Seal. Closed-cell, black sponge. 1 in. wide x 1/2 in. thick. Per foot.

LP 58-D




Universal Channel Seal. Closed-cell, black sponge. 1-1/2 in. wide x 1/4 in. thick. Per foot.

LP 58-E



Universal Channel Seal. Closed-cell, black sponge. 1 in. wide x 1/4 in. thick. Per foot.

LP 58-F



Universal Channel Seal. Closed-cell, black sponge. 1-1/2 in. wide x 1/8 in. thick. Per foot.

LP 58-G



Universal Channel Seal. Closed-cell, black sponge. 3/4 in. wide x 1/8 in. thick. Per foot.

LP 58-H



Universal Channel Seal. Closed-cell, black sponge. 5/16 in. wide x 3/8 in. thick. Per foot.

LP 58-I



Universal Channel Seal. Closed-cell, black sponge. 3/4 in. wide x 3/8 in. thick. Per foot.

LP 58-J



Universal Channel Seal. Closed-cell, black sponge. 1/2 in. wide x 3/8 in. thick. Per foot.

LP 58-K



Universal Channel Seal. Closed-cell, black sponge. 1/2 in. wide x 1/8 in. thick. Per foot.

LP 58-L



Universal Channel Seal. Closed-cell, black sponge. 3/4 in. wide x 1/4 in. thick. Per foot.

LP 58-M



Universal Channel Seal. Closed-cell, black sponge. 3/4 in. wide x 3/8 in. thick. Per foot.

LP 63-A



Universal Channel Seal. Closed-cell, black sponge. Match end profile or test fit sample. Per foot.

LP 63-B



Universal Channel Seal. Closed-cell, black sponge. Match end profile or test fit sample. Per foot.

LP 63-C



Universal Channel Seal. Closed-cell, black sponge. Match end profile or test fit sample. Per foot.

LP 10

Universal U-channel. 3/8 in. wide x 3/8 in. deep x 1/4 in. inside slot. Per foot.

LP 11

Universal U-channel. 3/8 in. wide x 7/16 in. deep x 1/8 in. inside slot. Per foot.

LP 17-A

Universal U-channel. 1/4 in. wide x 3/16 in. high, with 3/32 in. inside slot. Used for edge-beading on metal. Per foot.

LP 17-B

Universal U-channel. 5/32 in. wide x 7/32 in. deep, with 1/16 in. inside slot. Per foot.

LP 17-C

Universal U-channel. 5/16 in. wide x 7/16 in. tall, with 1/16 in. inside slot. Used for edge-beading on metal. Per foot.

LP 23

Universal U-channel. 1/4 in. wide x 5/16 in. deep, with 3/32 in. inside slot. Per foot.

LP 23-D

Universal U-channel. 7/16 in. wide x 1-1/2 in. high (long side), with 3/16 in. slot. Per foot.

LP 24

Universal U-channel. 5/8 in. wide x 3/4 in. deep, with 3/8 in. inside slot. Per foot.

LP 102

Universal glass-setting channel. 6/16 in. wide x 7/16 in. tall, with 1/4 in. inside slot. Per foot.

LP 102-A

Universal glass-setting channel. 5/16 in. wide x 3/4 in. tall, with weather-lip for 5/8 in. channel depth. Per foot.

LP 102-B

Universal channel seal. 1/2 in. wide (base) x 11/16 in. high, with 3/16 in. inside slot. Per foot.

LP 102-C

Universal glass-setting carrier seal for tail-gates. 3/8 in. wide x 1/2 in. tall, with 1/4 in. inside slot and weather-lip for 1/4 in. channel depth. Per foot.

LP 102-E

Universal U-channel. 3/16 in. wide x 5/16 in. tall, with 1/8 in. inside slot. Per foot.

LP 102-U

Universal U-channel. 15/16 in. wide x 3/4 in. deep, with 13/16 in. inside slot. Per foot.

LP 105

Universal windshield / rear-window channel. Use with 1/4 in. glass. 5/16 in. wide x 3/4 in. deep, with 13/16 in. inside slot. Per foot.

LP 108-A

Universal glass-setting U-channel. 7/16 in. wide x 1/2 in. deep, with 1/4 in. inside slot. Per foot.

CG 1

Flat-back Circular Grommet. 3/8 in. ID, 1-1/4 in. OD, with 1/4 in. center thickness. Each.

CG 2

Flat-back Circular Grommet. 3/4 in. ID, 1-5/16 in. OD, with 5/16 in. center thickness. Each.

CG 3

Flat-back Circular Grommet. 7/8 in. ID, 1-5/8 in. OD, with 3/8 in. center thickness. Each.

CG 4

Flat-back Circular Grommet. 7/8 in. ID, 1-15/16 in. OD, with 5/16 in. center thickness. Each.

CG 5

Flat-back Circular Grommet. 15/16 in. ID, 1-3/4 in. OD, with 1/2 in. center thickness. Each.

CG 10

Flat-back Circular Grommet. 1 in. ID, 2-1/4 in. OD, with 1/2 in. center thickness. Each.

CG 11

Flat-back Circular Grommet. 5/8 in. ID, 2 in. OD, with 3/16 in. center thickness. Each.

CG 12

Flat-back Circular Grommet. 1-1/4 in. ID, 2 in. OD, with 3/8 in. center thickness. Each.

CG 13

Flat-back Circular Grommet. 1 in. ID, 2-3/8 in. OD, with 3/8 in. center thickness. Each.

CG 14

Flat-back Circular Grommet. 7/8 in. ID, 2-1/2 in. OD, with 1/2 in. center thickness. Each.

CG 15

Flat-back Circular Grommet. 1-1/4 in. ID, 3 in. OD, with 9/16 in. center thickness. Each.

CG 20

Flat-back Circular Grommet. 1-1/2 in. ID, 2-3/4 in. OD, with 7/16 in. center thickness. Each.

CG 21

Flat-back Circular Grommet. 2-1/4 in. ID, 3 in. OD, with 3/8 in. center thickness. Each.

CG 22

Flat-back Circular Grommet. 1-9/16 in. ID, 3-3/8 in. OD, with 1/4 in. center thickness. Each.

CG 23

Flat-back Circular Grommet. 1-3/4 in. ID, 3-3/4 in. OD, with 1/2 in. center thickness. Each.

CG 24

Flat-back Circular Grommet. 1 in. ID, 4-1/8 in. OD, with 1/2 in. center thickness. Each.

CG 25

Flat-back Circular Grommet.
1-5/16 in. ID, 3-3/4 in. OD, with
11/16 in. center thickness.

CG 26

Flat-back Circular Grommet.
1-1/4 in. ID, 2-7/16 in. OD, with
9/16 in. center thickness. Each.

CG 30

Flat-back Circular Grommet. 5/8
in. ID; 2-3/8 in. OD; 2-1/8 in.
long. Each.

CG 31

Flat-back Circular Grommet.
1-1/8 in. ID. Each.

CG 32

Flat-back Circular Grommet. 9/16
in. ID, 1-5/16 in. OD. Each.

CG 50

Flat-back Circular Grommet. 1/2 in.
top ID, 1 in. bottom ID, 1-5/8 in.
OD. Each.

GF 2

Locking Gas Cap Seal. Each.

GF 5

Gas Filler Grommet. Fits 2-1/4 in.
to 2-3/8 in. filler tube. 2-1/4 in. ID,
3 in. OD. Each.

GF 6

Gas Filler Grommet. 1-3/4 in. ID,
4 in. oblong length. Each.

GF 7

Gas Filler Grommet. Flat back.
1-3/4 in. ID, 4-3/4 in. OD. Each.

GF 8

Gas Filler Grommet. Flat back.
2 in. ID, 4-1/4 in. OD. Each.

GF 9

Gas Filler Grommet. 2-1/4 in. ID,
4-3/4 in. OD. Each.

GF 10

Gas Filler Grommet. 2 in. ID; 3-3/4
in. OD. Each.

GF 11

Gas Filler Grommet. 2 in. ID; 3-1/2
in. oblong length. Each.

GF 12

Gas Filler Grommet. 2-1/2 in. ID,
4-1/8 in. OD. Each.

GF 13

Gas Filler Grommet. Flat back.
2-1/8 in. ID, 3-1/2 in. OD. Each.

GF 14

Flat Back Circular Grommet.
2 in. ID, 3-9/16 in. OD. Each.

GF 15

Gas Filler Grommet. 2-3/8 in. ID,
3-1/4 in. OD. Each.

GF 16

Flat Back Circular Grommet.
2-1/2 in. ID, 3-5/8 in. OD.
Each.

GF 18

Gas Filler Grommet. 2-1/4 in.
ID, 3-3/4 in. OD, 1/2 in. top
thickness. Each.

GF 18-D

Gas Filler Grommet. 1-3/4 in. ID,
fits 2 in. hole. Each.

GF 20

Gas Filler Grommet. 2-1/16 in.
ID, 4 in. OD. Each.

GF 21

Gas Filler Grommet. 2-1/4 in.
ID, 3-5/16 in. OD. Each.

GF 21-A

Gas Filler Grommet. 2-1/2 in.
ID, 3-1/4 in. OD. Each.

GF 22

Gas Filler Grommet. 2-1/8 in. ID,
4 in. OD. Each.

GF 23

Gas Filler Grommet. 1-13/16 in.
ID, 3 in. OD. Each.

GF 24

Gas Filler Grommet. 2-1/2 in.
ID, 4-1/8 in. OD. Each.

GF 25

Gas Filler Grommet. 2-1/8 in.
ID; 4 in. OD. Dense black rubber.
Each.

GF 26

Gas Filler Grommet. 2 in. ID, 4-1/4
in. OD. Each.

GF 27

Gas Filler Grommet. 2 in. ID; 3-5/8
in. OD. Each.

GF 28

Gas Filler Grommet. 1-1/2 in.
ID, 2-3/4 in. OD. Each.

GF 29

Gas Filler Grommet. 2-1/4 in.
ID, 3-1/4 in. OD. Each.

GF 29-A

Gas Filler Grommet. 2-1/8 in. ID, 6-3/8 in. length. Each.

GF 30

Gas Filler Grommet. 2-3/4 in. ID, 4-1/2 in. oblong length. Each.

GF 30-A

Gas Filler Grommet. Made with proper flange. 2-15/16 in. ID, 4-1/8 in. OD. Each.

GF 31

Gas Filler Grommet. 1-3/4 in. ID, 4-3/8 in. OD. Each.

GF 32

Gas Filler Grommet. 2-1/4 in. ID, 3-5/8 in. OD. Each.

GF 33

Gas Filler Grommet. 1-3/8 in. ID, 2-3/8 in. OD Each.

GF 34

Gas Filler Grommet. 1-1/4 in. ID, 2-11/16 in. OD. Each.

GF 35

Gas Filler Grommet. Made with proper flange. 2-1/4 in. ID, 3-1/2 in. OD. Each.

GF 36

Gas Filler Grommet. 2 in. ID, 5 in. oblong length. Each.

GF 37

Gas Filler Grommet. 2-1/8 in. ID, 5-1/2 in. long. Each.

GF 38

Gas Filler Grommet. 2-1/4 in. ID, 3-3/4 in. OD. Each.

GF 39

Gas Filler Pipe Grommet. 2-1/4 in. ID, 3-3/16 in. at widest point. Each.

GF 40

Gas Filler Grommet. 2-1/8 in. ID, 3-1/2 in. OD. Each.

GF 41

Gas Filler Grommet. 2-3/8 in. ID, 4 in. oblong length. Each.

GF 41-A

Gas Filler Grommet. 4 in. long, 3-1/8 in. wide, 2-1/4 in. ID. Each.

GF 42

Upper/Lower Gas Filler Pipe Grommet. 2-1/8 in. ID, 3-1/8 in. OD Each.

GF 43



Gas Filler Grommet. Made with proper flange. 2-1/4 in. ID, 3-7/8 in. OD. Each.

GF 43-A



Gas Filler Grommet. 2-piece set.

GF 44



Gas Filler Grommet. 1-3/4 in. ID, 3-3/4 in. OD. Each.

GF 45



Gas Filler Grommet. Top 2-1/16 in. ID, 3-7/16 in. OD. Each.

GF 46



Gas Filler Grommet. 2-1/4 in. ID, 4-3/8 in. OD. Each.

GF 47



Gas Filler Grommet. 2-3/4 in. ID, 3-3/4 in. OD. Each.

GF 49



Gas Filler Grommet. Fits 2-1/4 in. to 2-3/8 in. filler tube. 2-1/4 in. ID, 3 in. OD. Each.

GF 50



Gas Filler Grommet. 2-1/16 in. ID, 4-1/4 in. OD at widest point. Each.

GF 51



Gas Tank Filler Cap Seal. Fits on washer. Dome shaped. 1-3/4 in. ID, 2-1/2 in. OD. Each.

GF 53



Gas Filler Grommet. Top 2 in. ID, 3-1/2 in. OD. Each.

GF 54




Gas Filler Grommet. 2 in. ID, 2-5/8 in. OD. Each.

GF 60



Gas Filler Grommet. 2 in. ID, 3-5/8 in. OD. Each.



RP 33-A

Shift Boot. For older cars with a floor shift. 3-3/4 in. high, 4-7/8 in. OD, 3-1/8 in. ID, for 3/8 in. lever. Each.

RP 33-B

Shift Boot. For older cars with a floor shift. 3-3/4 in. high, 4-7/8 in. OD, 3-1/8 in. ID, for 1/2 in. lever. Each.

RP 33-C

Shift Boot. For older cars with a floor shift. 3-3/4 in. high, 4-7/8 in. OD, 3-1/8 in. ID, for 5/8 in. lever. Each.

RP 33-D

Shift Boot. For older cars with a floor shift. 3-3/4 in. high, 4-7/8 in. OD, 3-1/8 in. ID, for 3/4 in. lever. Each.

RP 33-E

Shift Boot. 2-15/16 in. x 2-13/16 in. at base. Each.

RP 33-K

Shift Boot. 3-5/16 in. Lower OD, 2 in. lower ID, 3/8 in. upper ID, 4-1/8 in. high. Each.

RP 33-MM

Military Winch Shift Boot. 7/8 in. high, 3-3/4 in. long, with 3/8 x 1-1/8 in upper slot. Each.

RP 33-S

Gear Shift Boot. Steel reinforced base. Base = 5-1/4 in. x 5-1/8 in. Each.

RP 33-W

Shift Boot. Five vanes with base. Each.

RP 33-X

Shift Boot. Made of PVC vinyl like original. Each.

RP 33-Y

Shift Boot. Each.

RP 33-Z

Shift Boot. 5-1/2 in. OD, 5-3/4 in. high. Each.

RP 34-B

3-Speed Column Shift Boot. For 1/2 in. lever, snaps in place. Each.

RP 34-J

Dust Boot. Each.

RP 34-M

Shift Boot. 7-1/4 in. X 5-1/4 in. at base. Each.

RP 36-G

Shift Boot. Each.

BL 3-A



Brake Cover. 2-1/2 in. high, 2-1/2 in. OD, 2 in. ID, 3/8 in. top hole. Each.

BL 11



Park Brake Foot. Fits lever at floor. 3-1/4 in. long x 1-7/16 in. wide x 1 in. high with, 7/8 in. long inner slot. Each.

BL 200



Horn Squeeze Bulb. With brass ferrule. Black and ribbed. 6-1/2 in. high x 4 in. diameter with 5/8 in. opening. Each.

BL 201




Horn Squeeze Bulb. With brass ferrule. Black and smooth. 5 in. high x 3 in. diameter with 5/8 in. opening. Each.

BN 33-A




Leaf Spring Bushing. 1-1/2 in. bottom OD x 1-1/4 in. high, with 5/8 in. ID. Each.

PK 160



Universal Lens Gasket Material. Foam Sheets: 12 x 12 in. x 1/8 in. and 12x12 in. x 3/16 in. Cork Sheet: 12x12 in. x 1/8 in. 3-piece set.

PK 161



Universal Lens Gasket Material. Foam Sheets: 12x24 in. x 1/8 in. and 12x24 in. x 3/16 in. Cork Sheet: 12-1/2x18 in. x 1/8 in. 3-piece set.

RP 1-B



Battery Terminal Covers. Reduces corrosion. Black rubber. Pair.

RP 1-C



Headlight Dimmer Switch at Floor. Each.

RP 1-J



Dimmer Switch Cap. For floor dimmer switches. Slips on tight. Each.

RP 1-P



Generator Armature Field Boot. Each.

RP 23-F



Rear Leaf Spring Center Mounting Insulator. For all 2-1/2 in. wide leaf springs. Each.

RP 23-G



Rear Leaf Spring Center Mounting Insulator. For all 1-3/4 in. wide leaf springs. Each.

RP 23-Z



Rear Leaf Spring Insulator. Fabric reinforced, tough rubber. For all 2 in. wide leaf springs. 2 in. wide x 5-1/2 in. long. Each.

RP 25-A



Gas Tank Strap Cushion. Neoprene rubber. 2 in. between beads. One 8 ft. piece. Each.

RP 25-B



Gas Tank Strap Cushion. Flat-style rubber strapping. 1/8 in. thick, 2 in. wide x 9 ft. long. Each.

RP 30

Clutch and Brake Arm Seals. 1-1/2 wide x 2-1/8 long x 3/4 in. thick. Pair.

RP 31

Clutch and Brake Arm Seals. Center slot is 1/4 in. wide x 5/8 in. long. Pair.

RP 204

Wing-Light Mount Pad. 4-1/8 in. long, 1-3/16 in. wide, 1/2 in. ID. Each.

RP 300-F

PVC to Air Cleaner Filter. 2-3/8 in. wide x 4-3/4 in. long x 3/8 in. thick. Each.

SC 11

Steering Column Grommet. Fits columns from 1-5/8 in. to 1-3/4 in. in diameter. Grommet is 2-3/8 in. wide x 5-1/4 in. long. Each.

SI 300

Splash Flap Material. Covers upper control-arm and A-frame. 41 x 42 in. Each.

SI 301

Splash Flap Material. Covers upper control-arm and A-frame. 21 in. x 42 in. Each.

SI 302

Splash Flap Material. Covers upper control-arm and A-frame. 42 in. x 62 in. Each.

SP 14

Step Plate Pad. 5 in. diameter OD. Trim to fit any size step plate. Each.

SP 18

Step Plate Pad. Rubber face only. 4-1/4 in. diameter OD. Each.

SP 100-B

Step Plate Pad. 9-3/4 in. x 11-1/4 in. Each.

VH 10

Vent Hose Boot. 3/4 in. ID, 1-1/4 in. OD. Each.

VH 11

Vent Hose Boot. 7/8 in. ID, 1-1/4 in. OD. Each.

VH 113

2-Way Vacuum Connector. 3-way break-off points fit 1/8 in., 1/4 in. and 3/8 in. vacuum lines. Butyrate plastic - NOT to be used with fuel. Each.

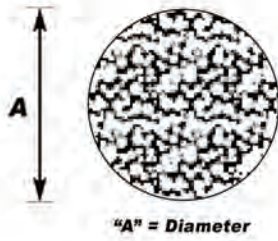
VH 114

3-Way Vacuum Connector. 3-way break-off points fit 1/8 in., 1/4 in. and 3/8 in. vacuum lines. Butyrate plastic - NOT to be used with fuel. Each.

VH 114-A

4-Way Vacuum Connector. 3-way break-off points fit 1/8 in., 1/4 in. and 3/8 in. vacuum lines. Butyrate plastic - NOT to be used with fuel. Each.

Cord

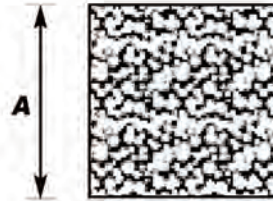


"A" = Diameter

Table 1-1

Part #	Diameter
LP 2051	0.188
LP 2054	0.250
LP 2057	0.375
LP 2062	0.500

Square

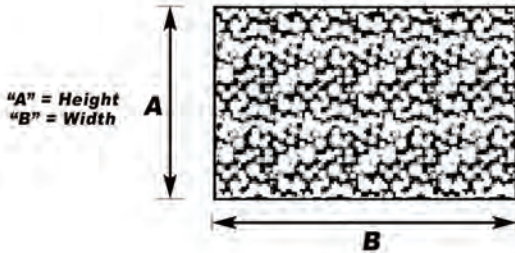


"A" = Height or Width

Table 1-2

Part #	Diameter
LP 2110	0.125
LP 2111	0.187
LP 2112	0.200
LP 2113	0.225
LP 2114	0.250
LP 2115	0.275
LP 2116	0.325
LP 2117	0.375
LP 2118	0.437
LP 2119	0.450
LP 2120	0.475
LP 2121	0.487

Rectangle



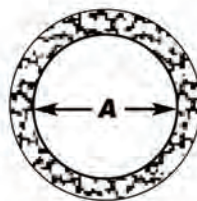
"A" = Height
"B" = Width

Rectangle-shaped extrusions are available on special request. Minimum order quantities may apply. Please call for availability and pricing.

EPDM TUBING

Sponge

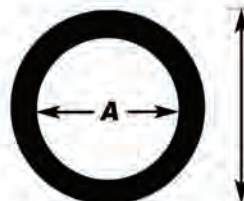
Sponge tubing extrusions are available on special request. Minimum orders may apply. Please call for availability and pricing.



"A" = Inner Dimension
"B" = Outer Dimension

Solid

Solid tubing extrusions are available on special request. Minimum orders may apply. Please call for availability and pricing.



Truck Cap, Camper Top Seals

MW 31634 (3/16 by 3/4 inch by 10 ft).
MW 51634 (5/16 by 3/4 inch by 10 ft).

These general purpose seals can be doubled up to cover widths of 1.5 inches. When stacked, they can be used to fill deeper voids.


MW58114 (1.25 by 5/8 inch by 10 ft).

Our universal tail gate sealing tape is the best choice for sealing dirt and water out of your covered truck bed.

MW 11425 (1/4 by 1.25 inch by 25 ft)

MW21225 (1/4 by 2.5 inch by 25 ft)

These topper seals are the best choice for long-term service. They can be double-cut and 'super glued' at the corners to provide remarkable wind and water holdout. They make excellent mounting pads for ladder racks, rails, and other truck accessories. Available in 300' rolls for commercial users.



These universal seals are all EPDM Sponge Rubber!

- Self adhesive
- Guaranteed for 15 years
- Excellent rebound memory
- Will not degrade when exposed to air pollution (unlike foam)
- Will not break down with Ultra Violet light (unlike foam)



Illustrations below are approximately actual size.



METRO MOULDED PARTS, INCORPORATED LIMITED WARRANTY

LIMITATION OF REMEDY. Metro Moulded, Inc. will, at its option, either furnish substitute products or refund the purchase price for any original products proven defective in material or workmanship within ninety (90) days of purchase. The liability of Metro Moulded Parts for any claim for product defect, breach of warranty or any other claim with respect to this product, whether in deed or contract, shall be limited to the replacement or repair of the product or, at the option of the Company, a refund of the price paid for such product. In no event shall any claim exceed the PRICE paid for the particular product involved. UNDER NO CIRCUMSTANCES WILL METRO MOULDED PARTS COMPANY BE LIABLE FOR LOST PROFITS OR ANY OTHER SPECIAL INDIRECT, INCIDENTAL OR CONSEQUENTIAL DAMAGES.

IMPORTANT: IT IS THE RESPONSIBILITY OF THE USER TO DETERMINE WHETHER THIS PRODUCT IS SUITABLE FOR THE USE AND METHOD OF APPLICATION CHOSEN BY THE USER. Some ingredients used in these products or their component materials may not be compatible with certain user surfaces and may cause staining or other consequential damages. Metro Moulded Parts, Inc. will not accept returns without prior authorization. Returns may be subject to shipping and re-stocking charges.



Made in the U. S. A.
METRO
Sponge
SUPERsoft
Weatherstrip
Feel The Difference™
Minneapolis, Minnesota

Metro Moulded Parts, Inc. PO Box 48130 Minneapolis, MN 55448
tel: 1-800-878-2237 fax: 877-399-2562
www.metrommp.com



METRO
Sponge
SUPERSOFT
Weatherstrip
Feel The Difference

Metro Moulded Parts, Inc.
11610 Jay Street NW
Minneapolis, MN 55448 USA
toll-free: 800-878-2237
toll-free fax: 877-399-2562
www.metrommp.com